



UNIVERSIDAD AUTÓNOMA  
DE AGUASCALIENTES

# P R O M E P

**45° INFORME FINANCIERO PARCIAL Y ACUMULADO**

**ENERO 2017**



UNIVERSIDAD AUTÓNOMA  
DE AGUASCALIENTES

Acuse



16 de enero de 2017

Oficio No. CAP-RECTORIA 11/17

**DR. SALVADOR MALO ÁLVAREZ**  
**DIRECTOR GENERAL DE EDUCACIÓN SUPERIOR UNIVERSITARIA**  
**SUBSECRETARÍA DE EDUCACIÓN SUPERIOR. SEP**  
**P R E S E N T E.**

Estimado Doctor:

Anexo al presente hago entrega del 45° informe financiero de avance general del ejercicio de los Convenios PRODEP (PROMEP).


Dicha información comprende:

- Informe parcial y acumulado
- Cédulas de comprobación de gasto
- Copias de comprobantes de gasto por convenio

Para cualquier duda o aclaración al respecto, estoy a sus órdenes.

Agradezco su atención y sin más por el momento le envío un cordial saludo.

S. E. P.  
SUBSECRETARÍA DE EDUCACIÓN  
SUPERIOR




DIR. GENERAL DE EDUCACIÓN SUPERIOR UNIVERSITARIA  
DIRECCIÓN DE SUBSIDIO A UNIVERSIDADES  
SUBDIRECCIÓN DE GESTIÓN Y SEGUIMIENTO PRESUPUESTAL

ATENTAMENTE  
"SE LUMEN PROFERRE"

**DR. En C. FRANCISCO JAVIER AVELAR GONZÁLEZ**  
**RECTOR**



**DRA. EN ADMON. MARÍA DEL CARMEN MARTÍNEZ SERNA**  
**DIRECTORA GENERAL DE INVESTIGACIÓN Y POSGRADO**  
**REPRESENTANTE INSTITUCIONAL PROMEP**



- c.c.p. M. en C. María de Jesús Guillermina Urbano Vidales.- Directora de Superación Académica - PROMEP,SEP
- c.c.p. C.P.C. Horacio Guillermo Díaz Mora.- Director de Subsidio a Universidades. SEP
- c.c.p. Lic. Jaime Chapa Benítez.- Subdirector de Gestión y Seguimiento Presupuestal. SEP
- c.c.p. C.P. y M.F. Natalia Magdalena Ramírez.- Directora General de Finanzas. UAA
- c.c.p. Archivo

UNIVERSIDAD AUTÓNOMA DE AGUASCALIENTES  
PROGRAMA DE MEJORA AL PROFESORADO  
Informe Financiero Parcial No. 45  
16 de Enero de 2017.

Rubros	Beca de fomento a la permanencia	Reconocimiento a la Trayectoria Académica	Fomento a la generación y aplicación del conocimiento	Servicios	Materiales	Bienes muebles	Acervo bibliográfico	Manutención	Cuota compensatoria	Inscripción	Colegiatura	Seguro médico	Instalación	Transporte y viáticos	Material didáctico	Graduación o titulación	TOTAL
Anexos																	
Of. No. 103.5/09/4045				1,044.00													1,044.00
Of. No. 103.5/13/7079				10,000.00	515.00												10,515.00
Of. No. 103.5/13/7234				4,773.80	1,101.73												5,875.53
Of. No. 103.5/15/3006			34,601.14		1,489.61	2,149.00											38,239.75
Of. No. 103.5/15/3096	17,000.00			40,483.63	1,984.24												59,467.87
Of. No. 103.5/15/6946			14,925.75	29,937.03	6,912.93												51,775.71
Of. No. 103.5/15/6954			23,456.25	92,002.15	4,823.95		4,761.00										125,043.35
Of. No. 103.5/15/7648				1,863.00				52,482.03							894.25		55,239.28
Of. No. 103.5/15/9188						1,199.00	1,992.00										3,191.00
Of. No. 103.5/15/10469	48,000.00			97,698.24	3,224.60		10,262.95										159,185.79
Of. No. 103.5/15/11024				184,992.00	5,852.57												190,844.57
<b>TOTAL POR RUBRO</b>	<b>65,000.00</b>	<b>0.00</b>	<b>72,983.14</b>	<b>462,793.85</b>	<b>25,904.63</b>	<b>3,348.00</b>	<b>17,015.95</b>	<b>52,482.03</b>	<b>0.00</b>	<b>0.00</b>	<b>0.00</b>	<b>0.00</b>	<b>0.00</b>	<b>0.00</b>	<b>894.25</b>	<b>0.00</b>	<b>700,421.85</b>

  
DRA. en ADMON. MARÍA DEL CARMEN MARTÍNEZ SERNA  
RESPONSABLE INSTITUCIONAL DEL PRODEP

  
DR. en C. FRANCISCO JAVIER AVELAR GONZÁLEZ  
RECTOR

UNIVERSIDAD AUTÓNOMA DE AGUASCALIENTES  
PROGRAMA DE MEJORA AL PROFESORADO  
Informe Financiero Acumulado No. 45  
16 de Enero de 2017.

Rubros	Beca de fomento a la permanencia	Reconocimiento a la calidad en el trabajo	Apoyo mensual complementario	Reconocimiento a la trayectoria académica	Fomento a la generación y aplicación del conocimiento	Servicios	Materiales	Bienes muebles	Acervo bibliográfico	Manutención	Cuota compensatoria	Inscripción	Colegiatura	Seguro médico	Instalación	Transporte y viáticos	Material didáctico	Graduación o titulación	TOTAL	
97-01						20,553.41	15,654.53	228,674.99	5,112.56											269,995.49
97-02						5,286.07	22,965.96	327,973.91	2,430.66											358,656.60
97-03						18,076.38	839,446.02	1,121,618.96												1,979,141.36
97-04						1,175.13		1,424,273.32	314,313.39											1,739,761.84
97-06						93.00	182.16	302,309.55	57,407.00											359,991.71
98-01-01										6,840.00						6,973.88				13,813.88
98-03						118.20	314.18	264,670.25	371,486.83											636,589.46
98-02-01										1,750,750.67		29,845.12	372,624.00		16,000.00	248,027.69	117,533.62	16,500.00		2,551,281.10
98-05-01									900,882.46					9,997.35	18,955.84	26,377.60	28,909.21			985,122.46
98-06-01									495,448.00			9,725.00			7,231.69	109,695.48	20,000.00			642,100.17
99-02-01									162,624.00							75,260.41	29,208.68			267,093.09
99-03-01									180,000.00							100,953.00	317.69			281,270.69
99-04-01									376,829.00	16,123.50	11,056.50	31,522.50			8,000.00	34,110.74	20,850.40			498,492.64
99-06-01									670,016.77			12,006.00	584,438.53	24,060.00	18,041.05	30,747.16	19,161.25			1,358,470.76
99-07-01									340,365.00			20,979.00	34,312.50		8,192.21	64,245.89	19,762.26			487,856.86
2000-01-01									1,022,833.61	165,024.00			435,514.25	49,696.20	19,780.00	24,556.39	9,445.10			1,726,849.55
2000-02						4,955.95	45,027.70	1,861,225.71	62,277.29											1,973,486.65
2000-03-01												1,117.40				101,350.01	8,333.59			110,801.00
2000-04						825.12		59,163.88												59,989.00
2000-05-01										389,136.00		4,209.29	2,368.82			121,634.00	29,452.76			546,800.87
2000-06-01										203,280.00		1,163.06	1,712.40			97,153.41	9,848.85			313,157.72
2000-07-01											207,600.00		149,500.00			12,232.24	34,302.47	3,160.00		406,794.71
2000-08-01										16,254.00	13,542.00					42,500.93	19,992.37			92,289.30
2001-01-01											13,542.00					8,000.00	10,000.00	1,306.00		32,848.00
2001-02-01											26,160.00		32,305.00			9,739.02	2,613.54			70,817.56
2001-03							893.18	454,131.82	27,031.03											482,056.03
2001-04-01										633,993.50	145,074.13		581,030.37	60,813.11		20,025.06	9,786.81	10,003.70		1,460,726.68
2001-05						619,226.76														619,226.76
2001-06-01										107,198.83	5,461.20		92,524.50			13,041.81	8,403.91			226,630.25
2001-07-01											48,000.00					4,607.09				52,607.09
2001-08								9,468.90												9,468.90
2002-01							4,143.43	172,224.57	406.00											176,774.00
PTC-01-01	303,000.00		45,000.00			23,367.64	246,529.05	123,396.72												741,293.41
PTC-01-02	192,000.00							52,932.46	5,764.47											250,696.93
PTC-02-01	144,000.00		60,000.00		13,909.50	40,731.77	54,586.10	40,622.43	6,855.65											360,705.45
PTC-02-02	96,800.00						2,369.43	26,351.32												125,520.75

*[Handwritten signature]*

*[Handwritten mark]*

UNIVERSIDAD AUTÓNOMA DE AGUASCALIENTES  
PROGRAMA DE MEJORA AL PROFESORADO  
Informe Financiero Acumulado No. 45  
16 de Enero de 2017.

Rubros	Beca de fomento a la permanencia	Reconocimiento a la calidad en el trabajo	Apoyo mensual complementario	Reconocimiento a la trayectoria académica	Fomento a la generación y aplicación del conocimiento	Servicios	Materiales	Bienes muebles	Acervo bibliográfico	Manutención	Cuota compensatoria	Inscripción	Colegiatura	Seguro médico	Instalación	Transporte y viáticos	Material didáctico	Graduación o titulación	TOTAL
PTC-03-01	288,000.00		60,000.00				4,967.15	77,701.88	1,958.00										432,627.03
PTC-03-02	96,000.00						606.11	29,324.79											125,930.90
EXB-01-01					77,777.48	34,914.37	4,558.15	61,960.85	364.86										179,575.71
Of. No. 103.5/02/1406								29,382.50											29,382.50
Of. No. 103.5/02/1428	1,675,102.67		60,000.00		180,370.21	151,165.86	183,777.29	424,825.85	12,622.50										2,687,864.18
Of. No. 103.5/02/1465							782.00	154,281.41											155,063.41
Of. No. 103.5/02/1497										49,050.00	20,952.00		18,967.50						88,969.50
Of. No. 103.5/02/1498										785,029.20	257,825.79		724,821.16	17,199.69		21,683.01	11,993.63		1,818,552.48
Of. No. 103.5/02/2037										610,344.00	248,155.92	23,385.00	26,360.00			21,610.00	19,364.83	5,390.00	954,609.75
Of. No. 103.5/02/2038										1,708,096.10	404,221.34	18,481.74	196,500.62	52,992.20		54,287.99	24,080.76	1,199.39	2,459,860.14
Of. No. 103.5/02/2108								69,920.22	10,000.00										79,920.22
Of. No. 103.5/02/2282	222,000.00				40,512.93	17,985.16	4,404.27	137,032.62	3,909.00										425,843.98
Of. No. 103.5/02/2283	444,000.00				28,224.00	20,135.70	7,729.00	66,237.20											566,325.90
Of. No. 103.5/03/249						551,381.10	118,627.51	22,948.22	180.00										693,136.83
Of. No. 103.5/03/1040										196,750.00	56,532.40		141,380.01	7,875.79		63,962.01	10,753.96		477,253.77
Of. No. 103.5/03/1041										531,164.00	346,456.00	50,000.00	174,996.00			14,961.00	20,000.00	40,000.00	1,177,577.00
Of. No. 103.5/03/1099	322,000.00				32,000.00	73,676.28	35,568.61	136,529.68	60,198.00										659,972.57
Of. No. 103.5/03/1375							1,688.80	124,397.77											126,086.57
Of. No. 103.5/03/1476	96,000.00						332.81	29,606.38											125,939.19
Of. No. 103.5/03/0501						1,805,094.60													1,805,094.60
Of. No. 103.5/03/2516	245,000.00	45,000.00			32,787.00	213,901.53	53,786.67	220,772.84	19,338.45										830,586.49
Of. No. 103.5/03/2517	660,000.00				65,574.00	118,541.22	146,483.51	553,518.81	12,054.37										1,556,171.91
Of. No. 103.5/03/2660						7,425.00	5,697.94	226,644.52	3,083.54										242,851.00
Of. No. 103.5/04/183											232,050.00		1,440,072.00			107,885.29	51,234.61	27,668.00	1,858,909.90
Of. No. 103.5/04/1097										901,175.00	189,211.84	1,551.09	22,141.17	45,418.24		32,912.00	14,960.00		1,207,369.34
Of. No. 103.5/04/1314	539,836.00				22,205.00	77,965.25	78,049.85	373,744.51	23,311.45										1,115,112.06
Of. No. 103.5/04/1315	260,000.00	30,000.00			34,040.50	57,000.78	30,887.95	106,937.58	5,335.49										524,202.30
Of. No. 103.5/04/1496							10,765.57	157,336.37											168,101.94
Of. No. 103.5/04/1662	96,000.00						299.00	29,214.00											125,513.00
Of. No. 103.5/04/1741										261,600.00	105,600.00	6,545.00	88,400.00		7,708.00	19,314.81			489,167.81
Of. No. 103.5/04/2522							4,730.00	94,762.11											99,492.11
Of. No. 103.5/04/2598	192,000.00						3,511.50	56,480.50											251,992.00
Of. No. 103.5/04/2600										197,033.00	24,000.00	60,000.00			135,136.68	22,009.95	54,622.00		492,801.63
Of. No. 103.5/04/2846						151,880.50	122,976.64	10,760.90											285,618.04
Of. No. 103.5/04/2888	96,000.00						2,104.50	27,091.53											125,196.03
Of. No. 103.5/05/359	144,000.00			132,000.00	34,603.00	119,865.84	31,408.83	75,985.81	21,105.96										558,969.44




UNIVERSIDAD AUTÓNOMA DE AGUASCALIENTES  
PROGRAMA DE MEJORA AL PROFESORADO  
Informe Financiero Acumulado No. 45  
16 de Enero de 2017.

Rubros	Beca de fomento a la permanencia	Reconocimiento a la calidad en el trabajo	Apoyo mensual complementario	Reconocimiento a la trayectoria académica	Fomento a la generación y aplicación del conocimiento	Servicios	Materiales	Bienes muebles	Acervo bibliográfico	Manutención	Cuota compensatoria	Inscripción	Colegiatura	Seguro médico	Instalación	Transporte y viáticos	Material didáctico	Graduación o titulación	TOTAL
Of. No. 103.5/05/664	132,000.00							17,260.06											149,260.06
Of. No. 103.5/05/1014						12,853.61													12,853.61
Of. No. 103.5/05/1471											102,000.00					4,991.00	10,036.84	2,300.00	119,327.84
Of. No. 103.5/05/1472										754,153.50	139,797.44	11,244.89	10,958.81	34,503.92		28,679.22	13,368.22	4,022.05	996,728.05
Of. No. 103.5/05/1674							26,434.00		1,089.90										27,523.90
Of. No. 103.5/05/1693	1,222,000.00				66,851.60	294,746.09	106,960.75	622,492.59	927.99										2,313,979.02
Of. No. 103.5/05/1824							12,168.43	243,648.58	4,357.28										260,174.29
Of. No. 103.5/06/429						94,093.78	24,015.92	64,451.51											182,561.21
Of. No. 103.5/06/1146						80,056.16													80,056.16
Of. No. 103.5/06/1693									3,699.81										3,699.81
Of. No. 103.5/06/1893										776,791.80	257,209.58	43,761.25	37,875.00	37,354.30		30,798.78	13,362.47	5,887.89	1,203,041.07
Of. No. 103.5/06/1972											231,000.00					29,909.34	65,674.25		326,583.59
Of. No. 103.5/06/2644											871,620.00	76,000.00	251,956.00			300,308.23	39,230.84	300.00	1,539,415.07
Of. No. 103.5/06/2729						88,365.14	10,717.40	3,933.56											103,016.10
Of. No. 103.5/07/1654						4,485.00	10,913.66	280,865.82											296,264.48
Of. No. 103.5/07/1869											301,178.40					14,994.78	29,959.42		346,132.60
Of. No. 103.5/07/1906							2,213.36	293,305.25											295,518.61
Of. No. 103.5/07/2087										856,412.41	254,621.00	126,678.90		33,427.55		34,476.66	11,488.29		1,317,104.81
Of. No. 103.5/07/2090										621,067.49	166,931.01	217,839.55	298,099.90	30,607.60		37,542.60	10,016.00	60,370.50	1,442,474.65
Of. No. 103.5/07/2408	991,000.00			201,346.10	55,975.97	202,648.89	228,303.78	741,006.27	531.00										2,420,812.01
Of. No. 103.5/07/2662	688,000.00			52,000.00	129,807.00	322,562.43	222,213.19	753,749.63	1,486.31										2,169,818.56
Of. No. 103.5/07/2829	158,000.00				37,633.00	67,614.92	114,232.22	248,131.17	110.00										625,721.31
Of. No. 103.5/07/3027	2,436,000.00					20,615.25	580,362.64	97,971.81											3,134,949.70
Of. No. 103.5/08/1265	260,000.00				165,740.50	129,053.41	179,412.82	479,124.69	6,126.95										1,219,458.37
Of. No. 103.5/08/3107						850.00	3,625.80	288,534.42											293,010.22
Of. No. 103.5/08/3121	1,038,000.00				49,588.25	81,902.23	115,816.86	409,486.51											1,694,793.85
Of. No. 103.5/08/3122	108,000.00				40,185.19	43,238.40	20,693.77	70,367.75	6,666.75										289,151.86
Of. No. 103.5/08/3396											262,413.00	9,853.50	7,554.20			48,040.02	28,471.82	15,456.00	371,788.54
Of. No. 103.5/08/4877							2,722.86	6,897.00											9,619.86
Of. No. 103.5/08/4878								51,347.40											51,347.40
Of. No. 103.5/09/1251					7,458.31		27,766.23												35,224.54
Of. No. 103.5/09/1252	40,000.00		4,500.00		261,808.94	991,881.52	330,334.33	283,416.04	22,205.44										1,934,146.27
Of. No. 103.5/09/3669							61,747.01	152,815.33											214,562.34
Of. No. 103.5/09/3923	160,000.00				38,897.00	118,316.55	34,650.44	171,174.82											523,038.81
Of. No. 103.5/09/4045	742,405.58				106,671.10	319,422.51	113,335.93	612,321.97	2,000.00										1,896,157.09
Of. No. 103.5/09/4412						15,170.21					264,549.36	18,670.00	363,954.30	14,736.00		261,305.65	17,365.91		955,751.43





UNIVERSIDAD AUTÓNOMA DE AGUASCALIENTES  
PROGRAMA DE MEJORA AL PROFESORADO  
Informe Financiero Acumulado No. 45  
16 de Enero de 2017.

Rubros	Beca de fomento a la permanencia	Reconocimiento a la calidad en el trabajo	Apoyo mensual complementario	Reconocimiento a la trayectoria académica	Fomento a la generación y aplicación del conocimiento	Servicios	Materiales	Bienes muebles	Acervo bibliográfico	Manutención	Cuota compensatoria	Inscripción	Colegiatura	Seguro médico	Instalación	Transporte y viáticos	Material didáctico	Graduación o titulación	TOTAL
Of. No. 103.5/09/5072						142,388.97						38,928.31				61,024.31			242,341.59
Of. No. 103.5/10/4550								151,726.95	10,000.00										161,726.95
Of. No. 103.5/10/4992	709,000.00	80,000.00	15,729.75		77,918.99	96,122.05	84,312.11	822,352.21	29,638.14										1,915,073.25
Of. No. 103.5/10/5001	233,000.00	35,000.00	8,738.75		33,207.25	85,968.94	203,253.38	248,375.40											847,543.72
Of. No. 103.5/10/5873									360.00	580,628.27	470,674.19	73,980.00	425,016.55			14,985.92	27,381.04	8,172.24	1,601,198.21
Of. No. 103.5/10/5874									2,149.97	705,055.31	63,562.82		422,838.73	30,000.00		13,387.00	9,754.63		1,246,748.46
Of. No. 103.5/10/5875						97,813.01				890,158.13	298,270.73	6,120.54	28,514.90	37,428.16		273,507.03	26,869.85		1,658,682.35
Of. No. 103.5/10/7732	96,000.00		5,243.25		40,975.00	96,265.45	23,416.45	94,160.63	1,149.00										357,209.78
Of. No. 103.5/10/7733	152,738.75	12,000.00			33,207.25	108,583.76	36,655.25	78,047.67	3,183.20										424,415.88
Of. No. 103.5/11/899	72,000.00				21,834.00	49,584.04		68,072.53	50,000.50										261,491.07
Of. No. 103.5/11/1019						91,722.79	7,996.13												99,718.92
Of. No. 103.5/11/1020						25,180.38	5,100.70												30,281.08
Of. No. 103.5/11/0444						46,000.00													46,000.00
Of. No. 103.5/11/03817								279,104.56											279,104.56
Of. No. 103.5/11/03837	269,813.92			30,000.00	21,864.00	31,341.88	8,840.40	329,428.62									44,625.00		735,913.82
Of. No. 103.5/11/03838				50,000.00	31,834.00	8,101.02	24,983.53	119,517.77	6,945.81										241,382.13
Of. No. 103.5/11/05626							37,312.26		7,264.51	343,197.28	67,226.96	81,886.50	86,170.00			5,000.00	2,626.20		630,683.71
Of. No. 103.5/11/05527						1,323.17			1,353.44	1,042,514.00						25,951.11	3,290.75		1,757,732.40
Of. No. 103.5/11/05643						123,318.70			3,504.33		168,312.00	6,930.92	13,800.24			190,134.45	12,799.34	23,969.32	542,769.30
Of. No. 103.5/11/05640					36,462.24														36,462.24
Of. No. 103.5/11/06719	72,000.00				21,834.00	19,678.17	6,277.75	71,878.47	8,052.40										199,720.79
Of. No. 103.5/11/06737	77,885.00				16,375.50	18,884.00	7,566.49	60,300.33											181,011.32
Of. No. 103.5/11/06813					70,771.66	152,611.52	28,081.93	36,164.36	6,266.14										293,895.61
Of. No. 103.5/12/2075					59,831.29	517,331.85	26,377.70	357,581.40	15,511.50								1,359.00		977,992.74
Of. No. 103.5/12/03780	583,517.20				64,408.96	122,812.14	30,753.44	625,002.92	25,956.68										1,452,451.34
Of. No. 103.5/12/03781	264,000.00				41,708.26	20,213.39	12,264.26	92,143.51	12,136.21										442,465.63
Of. No. 103.5/12/4273							3,337.00	386,393.69											389,730.69
Of. No. 103.5/12/4455						1,667.00			7,960.00	198,774.65			44,884.80				1,960.00		255,246.45
Of. No. 103.5/12/4456						10,528.00			1,021.22	841,072.17		110,172.00	525,628.39	18,429.30		1,998.17	3,707.67	3,634.46	1,516,191.38
Of. No. 103.5/12/4457										987,275.57		11,702.68	5,075.70	43,297.60		16,345.00			1,063,696.55
Of. No. 103.5/12/4458					9,479.15	11,343.00													20,822.15
Of. No. 103.5/12/4558					68,249.88	60,903.21	77,776.43	49,439.41											256,368.93
Of. No. 103.5/13/4178						24,484.60													24,484.60
Of. No. 103.5/13/5244					27,542.00	341,042.63	174,805.61	101,167.84											644,558.08
Of. No. 103.5/13/5607									2,649.47	144,678.50	407,746.90		102,000.00				1,612.50		658,687.37
Of. No. 103.5/13/5651									3,296.84	775,339.97			46,137.22	27,640.00		18,370.00	10,247.44		881,031.47




UNIVERSIDAD AUTÓNOMA DE AGUASCALIENTES  
PROGRAMA DE MEJORA AL PROFESORADO  
Informe Financiero Acumulado No. 45  
16 de Enero de 2017.

Rubros	Beca de fomento a la permanencia	Reconocimiento a la calidad en el trabajo	Apoyo mensual complementario	Reconocimiento a la trayectoria académica	Fomento a la generación y aplicación del conocimiento	Servicios	Materiales	Bienes muebles	Acervo bibliográfico	Manutención	Cuota compensatoria	Inscripción	Colegiatura	Seguro médico	Instalación	Transporte y viáticos	Material didáctico	Graduación o titulación	TOTAL
Of. No. 103.5/13/5971								291,016.62	9,527.74										300,544.36
Of. No. 103.5/13/6889					9,679.40	50,004.23		24,842.17											84,525.80
Of. No. 103.5/13/7079	397,270.81				34,002.83	10,000.00	34,938.04	273,465.51	10,757.49										760,434.68
Of. No. 103.5/13/7234					72,000.00	114,794.50	10,883.19	71,537.55				7,526.35							276,741.59
Of. No. 103.5/14/7104								236,005.71											236,005.71
Of. No. 103.5/14/7421	198,000.00				47,075.25	85,342.47	11,926.20	327,147.34	1,824.00										671,315.26
Of. No. 103.5/14/7422	158,046.75				16,364.00	13,380.00	8,364.81	175,070.66											371,226.22
Of. No. 103.5/14/9009								39,900.00											39,900.00
Of. No. 103.5/14/10421	228,000.00				24,560.88			144,831.39											397,392.27
Of. No. 103.5/14/11294					29,675.00	85,767.38	213,197.04												328,639.42
Of. No. 103.5/15/360						11,219.00													11,219.00
Of. No. 103.5/15/3006					120,905.54	800.02	2,875.60	16,771.55											141,352.71
Of. No. 103.5/15/3096	204,000.00				10,233.75	101,862.47	2,720.24	24,809.00											343,625.46
Of. No. 103.5/15/4288						6,453.00													6,453.00
Of. No. 103.5/15/6946	592,961.25				43,983.75	53,850.27	11,216.93	253,010.59	7,672.71										962,395.50
Of. No. 103.5/15/6954	689,396.75				106,090.50	221,838.49	24,483.40	245,922.20	5,670.47										1,293,401.81
Of. No. 103.5/15/7476						41,412.40	4,800.00												46,212.40
Of. No. 103.5/15/7648						4,306.00				275,322.48	46,345.26		31,846.40			3,656.00			361,476.14
Of. No. 103.5/15/9188							3,098.69	137,397.72	22,578.07										163,074.48
Of. No. 103.5/15/10469	230,000.00				29,851.50	97,698.24	3,794.60		10,262.95										371,607.29
Of. No. 103.5/15/11024					108,500.00	330,575.46	5,852.57	7,261.66											452,189.69
Of. No. 103.5/15/12142						9,812.60													9,812.60
Of. No. 103.5/15/12143						24,220.00													24,220.00
<b>TOTAL POR RUBRO</b>	<b>19,314,474.68</b>	<b>202,000.00</b>	<b>259,211.75</b>	<b>465,346.10</b>	<b>2,853,046.31</b>	<b>10,591,768.72</b>	<b>5,425,334.93</b>	<b>21,925,021.76</b>	<b>1,342,440.72</b>	<b>22,092,101.67</b>	<b>7,072,023.77</b>	<b>1,055,359.59</b>	<b>8,597,102.40</b>	<b>575,477.01</b>	<b>96,200.79</b>	<b>3,023,127.06</b>	<b>980,498.14</b>	<b>283,961.55</b>	<b>106,154,496.96</b>

  
DRA. en ADMON. MARÍA DEL CARMEN MARTÍNEZ SERNA  
RESPONSABLE INSTITUCIONAL DEL PRODEP

  
DR. en C. FRANCISCO JAVIER AVELAR GONZÁLEZ  
RECTOR